



General Characteristics UH Series Horizontal Fan Forced Unit Heater

Heavy gauge welded steel cabinet with powder coated finish and control compartment with a hinged and latched access door, simplifying wiring installation and Maintenance.

Circular copper clad steel sheath element with continuously brazed steel fins formed to match the air delivery pattern of the fan Blade.

All units come equipped with automatic resetting type limit controls to de-energize the heater should an over-temperature situation occur.

Totally enclosed, single phase, permanently lubricated, thermally protected motors with unit bearings on 3 KW - 10 KW models and sleeve bearings on 12.5 KW - 48 KW models - mounted with rubber insulators to minimize vibration and noise. Fan assembly enclosed by a heavy gauge, close spaced, chrome plated wire guard.

Louvers are individually adjustable for directional control of air flow and the entire assembly can be repositioned in the field from down flow to up flow or left / right directional air Flow 20 KW through 48 KW units and all 480V have built in 24 Volt transformer for low voltaje remote thermostat application. 25 KW through 48 KW models available in 2-stage on special order (consult factory).

Unit Heaters can be mounted with the motor shaft from horizontal to downward at 45° off horizontal. Pre-drilled holes and installed threaded nuts provided to allow hanging by threaded rods - 1/4" for units up to 15 KW and 5/16" for 20 KW units and larger.

Optional wall / ceiling mounting brackets are available for all units. Includes Wall / Ceiling Bracket

Product Applications UH Series Horizontal Fan Forced Unit Heater

Recommended for all industrial, commercial, and residential. For indoor and outdoor use.

Warranties UH Series Horizontal Fan Forced Unit Heater

Manufacturer's Limited Warranty: 1 Year.



Specific Characteristics UH Series Horizontal Fan Forced Unit Heater

Item #	Watts	BTU's	Volts	PH	Amps	Temp Rise (°F)	Air Throw	CFM	Recom'd mounting ht.	Included Components		Weight and Dimensions With Packaging (CM)	
										Bracket	MFG Model number	Lbs	W,H,D
USUHB-001	3.3	11200	208	1	15.9	26	26'	400	9'	si	UHB-1	36	20,13,11
USUHB-002	3.3	11200	240	1	13.8	26	26'	400	9'	si	UHB-1	36	20,13,11
USUHB-003	3.3	11200	277	1	11.9	26	26'	400	9'	si	UHB-1	36	20,13,11
USUHB-004	3.3	11200	240	3	7.9	26	26'	400	9'	si	UHB-1	36	20,13,11
USUHB-005	3.3	11200	280	3	9.2	26	26'	400	9'	si	UHB-1	36	20,13,11
USUHB-006	3.3	11200	480	3	4	26	26'	400	9'	si	UHB-1	36	20,13,11



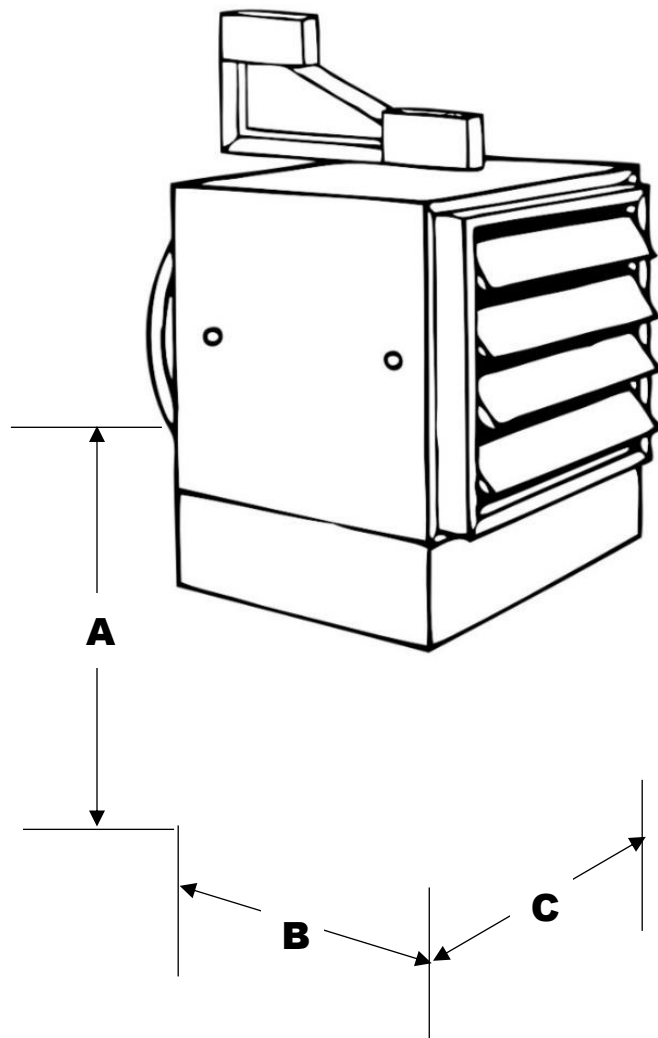
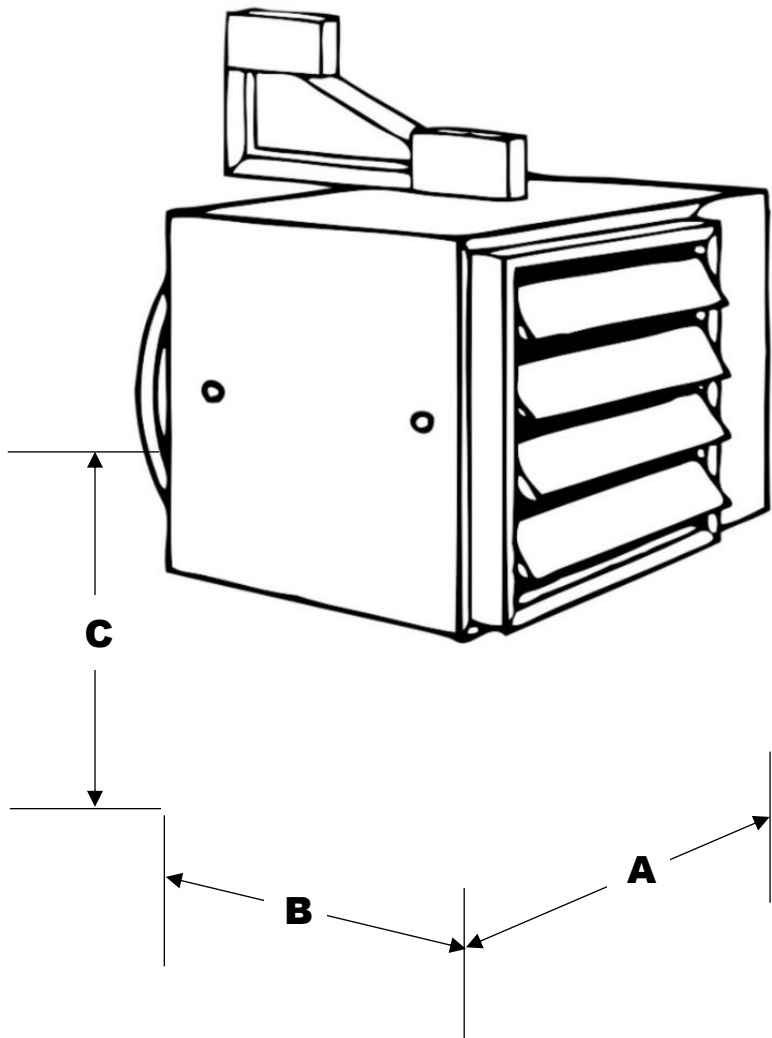
Specific Characteristics UH Series Horizontal Fan Forced Unit Heater

Item #	Watts	BTU's	Volts	PH	Amps	Temp Rise (°F)	Air Throw	CFM	Recom'd mounting ht.	Included Components		Weight and Dimensions With Packaging (CM)	
										Bracket	MFG Model number	Lbs	W,H,D
USUHB-007	5	17100	208	1	24.1	40	26'	400	9'	si	UHB-1	36	20,13,11
USUHB-008	5	17100	240	1	20.8	40	26'	400	9'	si	UHB-1	36	20,13,11
USUHB-009	5	17100	277	1	18.1	40	26'	400	9'	si	UHB-1	36	20,13,11
USUHB-010	5	17100	208	1 or 3	24.1/14	40	26'	400	9'	si	UHB-1	44	20,13,11
USUHB-011	5	17100	240	1 or 3	20.8/12.1	40	26'	400	9'	si	UHB-1	44	20,13,11
USUHB-012	5	17100	480	3	6.1	40	26'	400	9'	si	UHB-1	44	20,13,11
USUHB-013	7.5	25600	208	1	36.1	42	36'	575	9'	si	UHB-1	40	20,13,11
USUHB-014	7.5	25600	240	1	31.3	42	36'	575	9'	si	UHB-1	41	20,13,11
USUHB-015	7.5	25600	277	1	27.1	42	36'	575	9'	si	UHB-1	41	20,13,11
USUHB-016	7.5	25600	208	3	20.8	42	36'	575	9'	si	UHB-1	41	20,13,11
USUHB-017	7.5	25600	240	1 or 3	31.3/18.1	42	36'	575	9'	si	UHB-1	44	20,13,11
USUHB-018	7.5	25600	480	3	9.1	42	36'	575	9'	si	UHB-1	44	20,13,11
USUHB-019	10.0	34100	280	1	48.1	55	36'	575	9'	si	UHB-1	42	20,13,11
USUHB-020	10.0	34100	240	1	41.7	55	36'	575	9'	si	UHB-1	42	20,13,11
USUHB-021	10.0	34100	277	1	36.1	55	36'	575	9'	si	UHB-1	42	20,13,11
USUHB-022	10.0	34100	208	1 or 3	48.1/27.8	55	36'	575	9'	si	UHB-1	42	20,13,11
USUHB-023	10/7.5	34100	240	1 or 3	41.7/24.1	55	36'	575	9'	si	UHB-1	45	20,13,11
USUHB-024	10/7.5	25600	208	1 or 3	36.1/20.8	42	36'	575	9'	si	UHB-1	45	20,13,11
USUHB-025	10.0	34100	480	3	12.1	55	36'	575	9'	si	UHB-1	51	20,13,11
USUHB-026	12.5	42600	208	1	60.1	49	45'	800	10'	si	UHB-1	45	22,15,11
USUHB-027	12.5	42600	240	1	52.1	49	45'	800	10'	si	UHB-1	45	22,15,11
USUHB-028	12.5	42600	208	3	34.7	49	45'	800	10'	si	UHB-1	45	22,15,11
USUHB-029	12.5	42600	240	3	30.1	49	45'	800	10'	si	UHB-1	45	22,15,11
USUHB-030	12.5	42600	280	3	15.1	49	45'	800	10'	si	UHB-1	45	22,15,11
USUHB-031	15.0	51200	208	1	72.1	59	45'	800	10'	si	UHB-1	54	22,15,11
USUHB-032	15.0	51200	240	1	62.5	59	45'	800	10'	si	UHB-1	54	22,15,11
USUHB-033	15.0	51200	208	3	41.7	59	45'	800	10'	si	UHB-1	54	22,15,11
USUHB-034	15.0	51200	240	3	36.1	59	45'	800	10'	si	UHB-1	54	22,15,11
USUHB-035	15.0	51200	480	3	18.1	59	45'	800	10'	si	UHB-1	54	22,15,11
USUHB-036	20.0	68300	208	1	96.2	47	56'	1350	13'	si	UHB-3	55	24,17,17
USUHB-037	20.0	68300	240	1	83.3	47	56'	1350	13'	si	UHB-3	55	24,17,17
USUHB-038	20.0	68300	208	3	55.6	47	56'	1350	13'	si	UHB-3	55	24,17,17
USUHB-039	20.0	68300	240	3	48.2	47	56'	1350	13'	si	UHB-3	55	24,17,17
USUHB-040	20.0	68300	480	3	24.1	47	56'	1350	13'	si	UHB-3	55	24,17,17
USUHB-041	25.0	85300	208	1	120.2	58	56'	1350	13'	si	UHB-3	55	24,17,17
USUHB-042	25.0	85300	240	1	104.2	58	56'	1350	13'	si	UHB-3	55	24,17,17
USUHB-043	25.0	85300	208	3	69.5	58	56'	1350	13'	si	UHB-3	55	24,17,17
USUHB-044	25.0	85300	240	3	60.2	58	56'	1350	13'	si	UHB-3	55	24,17,17
USUHB-045	25.0	85300	480	3	30.1	58	56'	1350	13'	si	UHB-3	55	24,17,17
USUHB-046	30.0	102390	240	1	125	70	56'	1350	13'	si	UHB-3	60	24,17,17
USUHB-047	30.0	102390	208	3	83.4	70	56'	1350	13'	si	UHB-3	60	24,17,17
USUHB-048	30.0	102390	240	3	72.3	70	56'	1350	13'	si	UHB-3	60	24,17,17
USUHB-049	30.0	102390	480	3	36.1	70	56'	1350	13'	si	UHB-3	60	24,17,17
USUHB-050	40.0	136500	480	3	48.2	55	56'	2275	16'	si	UHB-4	75	26,19,23
USUHB-051	48.0	163800	480	3	57.8	67	56'	2275	16'	si	UHB-4	78	26,19,23



Dimensions (in) UH Series Horizontal Fan Forced Unit Heater

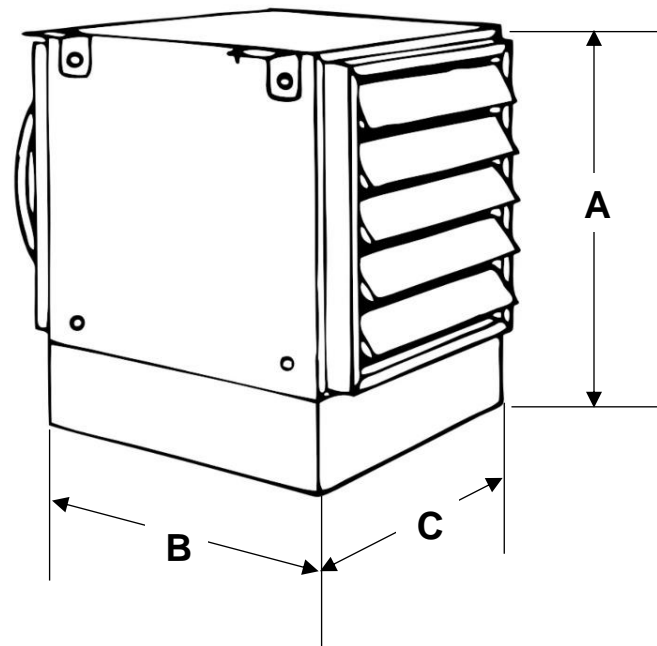
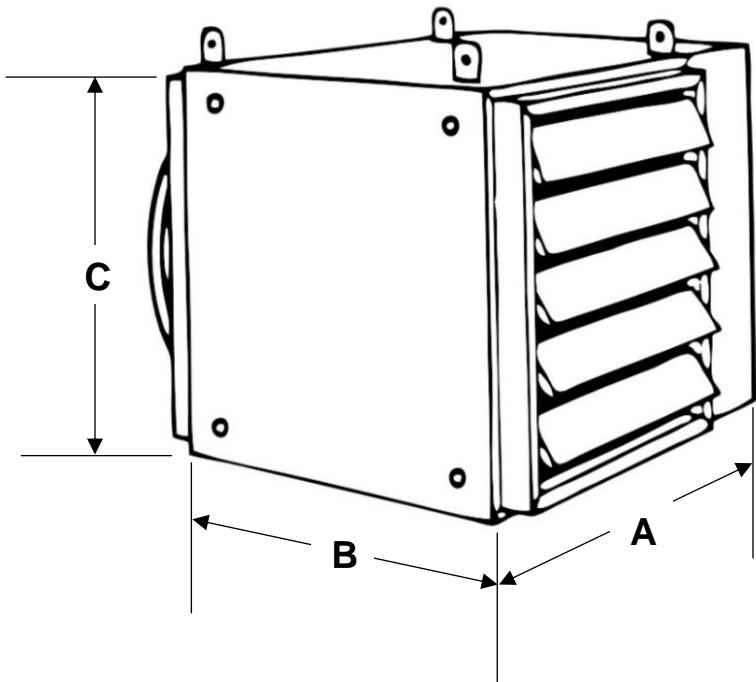
Item #	Wide	Deep	High
	A	B	C
USUHB-001 a USUHB-025	20	11	13
USUHB-025 a USUHB-035	22	11	15





Dimensions (in) UH Series Horizontal Fan Forced Unit Heater

Item #	Wide	Deep	High
	A	B	C
USUHB-036 a USUHB-049	24	17	17
USUHB-050 a USUHB-051	26	23	19





Dimensions (in) Wall / Ceiling Bracket

Item #	Lbs	Long	Deep	High
		A	B	C
USUHB-001 a USUHB-051	6.3	22	15.5	3.8



VentDepot.com

Ecological HVAC Supply & Engineering
1-888-514-1516, (626) 771-0048, F: (626) 771-0047
sales@ventdepot.com www.VentDepot.com



TPI Corporation
America's Comfort Conditioning Company

**UH Series With Wall and Ceiling Bracket
Data Sheet**

ID	Author	Description Error	Description Update	Supervisor Name
V1	Angelica Romero	New Data Sheet	New Data Sheet	Jessica Lorenzo